

CAFFE ASSIST® “Legato” UB-LR: CLEANING PROCEDURE

CLEANING MODULE PROCEDURE (Software Version v2.4.0 >)

STEP 1: Add 1 scoop to 500ml (2 cups) of water in a 600ml jug.


STEP 2: Place jug with cleaning solution on jug rest.

STEP 3: Press **MENU** icon, select **CLEANING MENU** > **WAND SOAK CLEAN** to lower the wand into the cleaning solution.

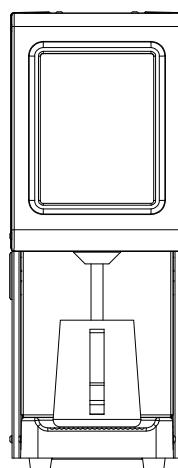
STEP 4: The wand will automatically return with a self-clean after 15 minutes. Follow the on-screen prompts.

STEP 5: Press **WAND INSPECTION** to inspect and remove any hardened milk bodies from wand tip.

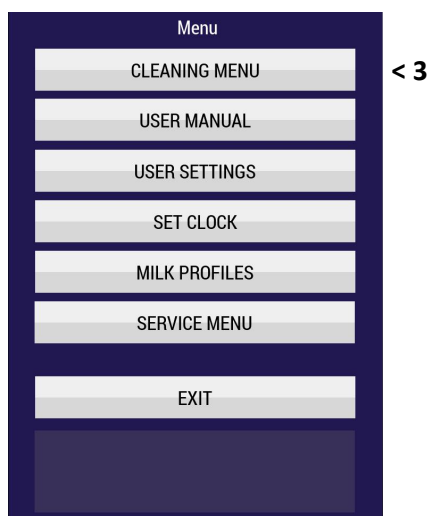
STEP 6: Wipe down the wand with a microfibre cloth. Follow the on-screen prompts.



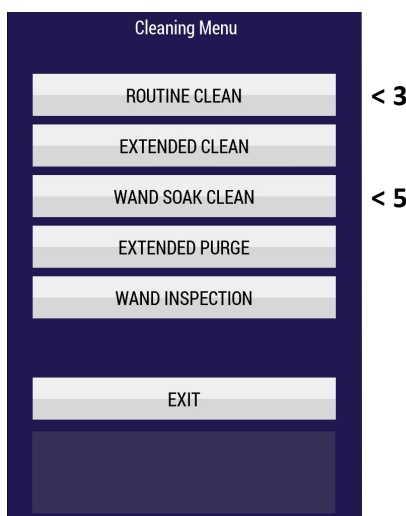
STEPS 1



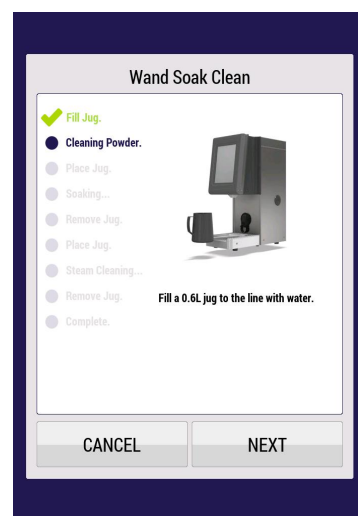
STEP 2



STEP 3



STEPS 3 & 5



STEPS 4 & 6